

**CAUTION: DO NOT
SUBMERSE IN WATER.**

BATTERY SAFETY

At the end of their life, empty batteries and the brush body should not be thrown away with general waste or rubbish.

Please dispose of them properly, at your local battery and electronics collection point.

This product is not intended for use by children under the age of three (3). Children from 3 years and persons with reduced physical, sensory or mental capabilities or lack of experience and knowledge can use the toothbrush, if they have been given supervision or instruction concerning use of the device in a safe way and understand the hazards involved.

Batteries may leak if empty or not used for a long time. Avoid skin contact whilst handling leaking batteries. Keep away from children.

Do not swallow. If swallowed, seek medical advice at once. Remove fully discharged batteries immediately.

CAUTION: changes or modifications to this device could void the user's authority to operate the device and any warranties.

COMPLIANCE

This device complies with part 15 of the FCC Rules. Operation is subject to the condition that this device does not cause harmful interference.

However, there is no guarantee that interference will not occur in a particular installation. If this device does cause harmful interference to radio or television reception, which can be determined by turning the device off and on, the user is encouraged to try to correct the interference by one or more of the following measures:

- Reorient or relocate the receiving antenna.
- Increase the separation between the device and receiver.
- Consult the dealer or an experienced radio/TV technician for help.

Compliant with MDD 93/42/EEC.

The Ticklish logo is a trademark of Ticklish Teeth Limited.

SPARE PARTS

Extra brush heads can be purchased from ticklishparenting.com

The battery can be replaced with any standard, new AAA battery.

The Ticklish Toothbrush heads are made from recyclable number 7 ABS plastic, though the bristles are not. To help the recycling process, you can simply pull the bristles out of your brushhead with pliers.

**Ticklish
Toothbrush
Instruction
Guide**

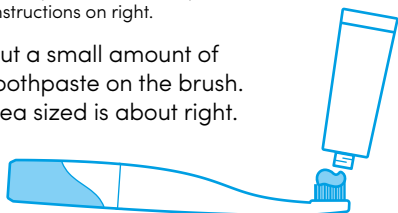
Welcome to the world of Ticklish Teeth!

We created this system to help your child brush their teeth properly – and have a bit of fun, too!

USING THE TICKLISH SYSTEM:

Before first use, twist off the brush head and pull out the battery tab; see instructions on right.

1. Put a small amount of toothpaste on the brush. Pea sized is about right.



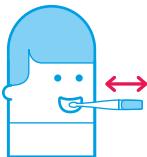
2. Push the Ticklish Logo to turn on the brush. (The auto-off feature will turn the brush off after 30 seconds of inactivity. Push the logo again to turn it back on.)



3. Start reading the Ticklish Teeth book with your child.



4. Watch your child brush their teeth and listen to them giggle!

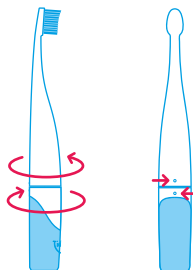


This advanced, motion sensitive toothbrush will giggle while your child brushes properly. The device will not giggle if it is being held vertically and shaken or when stationary, i.e. if being bitten by the child.

To make the most of the Ticklish Teeth system, refer to the Ticklish Teeth book and visit ticklishparenting.com.

TO CHANGE THE BRUSH HEAD:

(Extra heads sold separately)



- a. Grip the brush near the seam and gently twist to separate the brush head from the toothbrush body.
- b. Place the new brush head on the body, aligning the threads. Gently twist to lock into place, until the dots on the back align. The bristles and Ticklish logo should face the same way.

TO CHANGE THE BATTERY:

Remove the brush head, as above. Remove the battery and dispose of it properly. Insert a new AAA battery with the negative (-) end first. Replace the brush head.